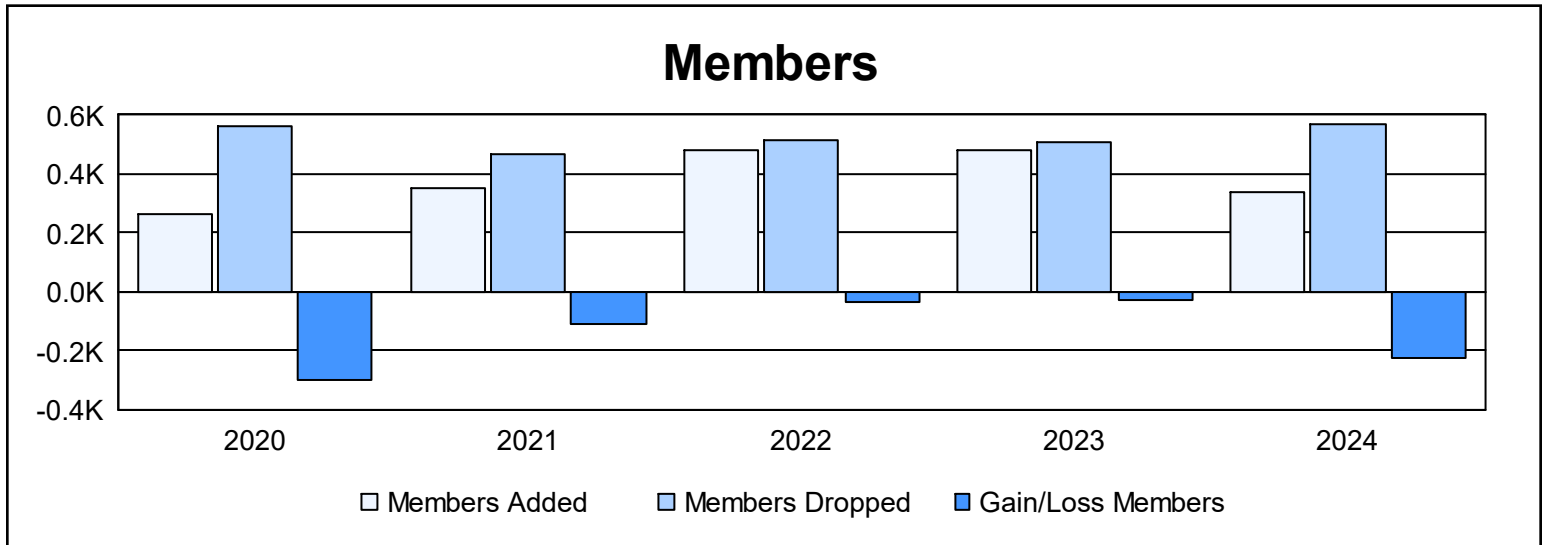
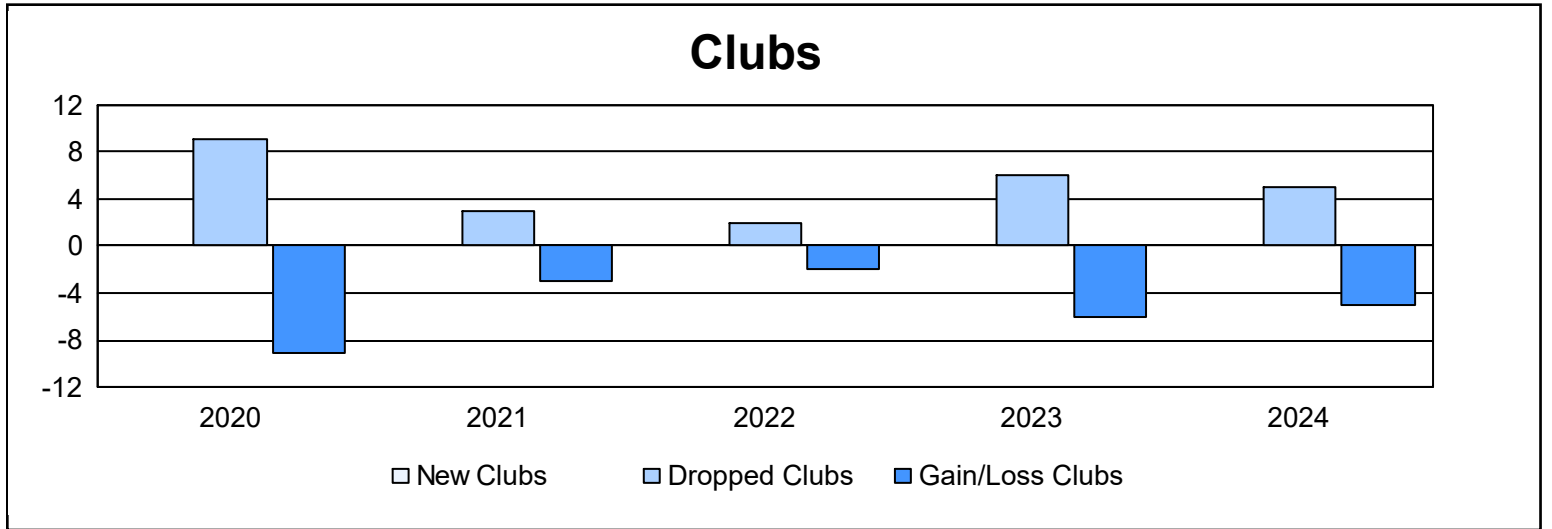
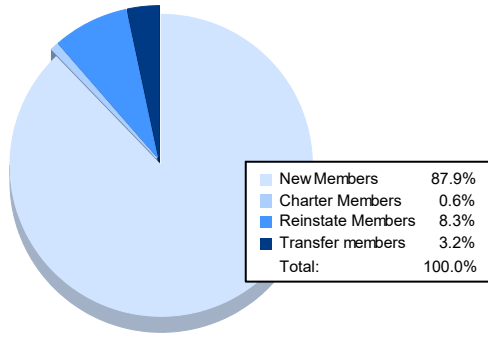


Year	New Clubs	Dropped Clubs	Gain/ Loss Clubs	New Members	Charter Members	Reinstate Members	Transfer Members	Total Member Added	Total Members Dropped	Gain/ Loss Members
2019-2020	0	9	-9	222	0	17	22	261	563	-302
2020-2021	0	3	-3	334	0	10	11	355	467	-112
2021-2022	0	2	-2	439	0	20	20	479	517	-38
2022-2023	0	6	-6	446	1	13	24	484	510	-26
2023-2024	0	5	-5	298	2	28	11	339	566	-227
<b>Average</b>	<b>0</b>	<b>5</b>	<b>-5</b>	<b>348</b>	<b>1</b>	<b>18</b>	<b>18</b>	<b>384</b>	<b>525</b>	<b>-141</b>



### Membership Composition June 2024 Cumulative



### Gender Composition June 2024 Cumulative

